



FEATURE

1. Touch screen with white backlight
2. Programmable master code and user code, personality
3. Two mode for option, hotel mode and home mode
4. User-defined mode, single mode or dual mode
5. Automatically motorized locking mechanism, integrated with LED light, motorized mechanism, bolt and battery case.
6. Low power, Low battery warning, Micro-USB port for emergency charging.
7. Time lock when wrong entry for three (3) times

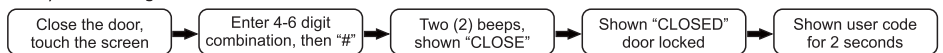
DEFAULT CODE

MASTER CODE: 888888, USER CODE: 1234, communication code: 123456

USER CODE

1. LOCKING THE DOOR (user code can be 4-6 digit random combination)

1) Hotel management mode



Quick locking: close the door in 10 minutes, directly press "#", the door lock with user code unchanged.

2) Home management mode



2. OPENING THE DOOR (the same user code when locking the door)



3. CHANGING USER CODE

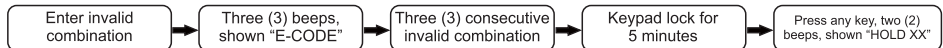
1) Hotel management mode: user code can be changed when locking the door.

2) Home management mode:



Note: The new user code entered must be the same, otherwise show "E-CODE", user code fails to change. If user code is same as the master code, it will also be shown "E-CODE".

4. WRONG TRY PENALTY



"HOLD XX" means there are xx minutes left before unlocking the keypad

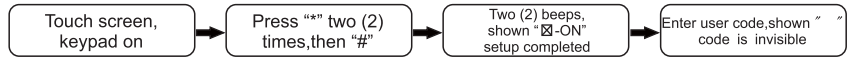
5. BLANKING

1) keep the code invisible



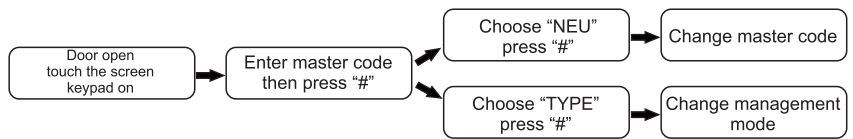


2) keep the code visible



MASTER CODE

Enter the menu for management, press "0" to switch the option



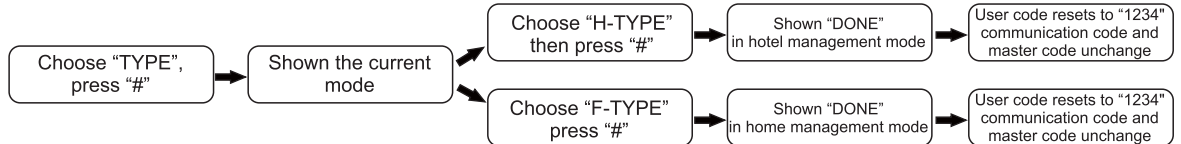
1. Changing master code



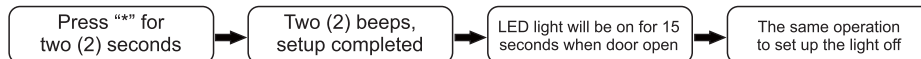
Note: The new master code entered must be the same, otherwise show "E-CODE", user code fails to change. Master code must be 6-digit combination, and can open the door when guests forgot the user code.

2. Changing management mode


Press "0" to switch the option, and press "*" to return back the menu.



LED LIGHT SETTING (when door open)



TIME CHECKING



Note: Updating the time by CEU if wrong time shown.

CEU AUDIT TRAIL (Details see CEU manual)

1. Audit trail, up to 125 records of opening
2. LED light setting
3. Time modification
4. Communication code modification

BATTERY LOW WARNING

"LO-BAT" shown during opening and locking indicates that the battery is low and needs immediate replacement.

Note: "E-RUN" shown indicates the lock is blocked and the door open. Checking the lock and lock the door again.